

# Climbing Merit Badge Knots

Leaders,

As part of the requirements for Climbing Merit Badge, Scouts must tie several different knots. We are asking for your help in teaching these knots to your Scouts in order to maximize their time climbing and rappelling. On this page is a list of the required knots with step-by-step instructions. The Scouts can simply show us the knots during the week and we can get them climbing more throughout the week. The knots can be found in the climbing merit badge book or most knot books, and there are also great tutorial videos on YouTube.

Thank you for your help!

- The BSR Climbing Staff

## Required Knots:

Figure Eight on a Bight

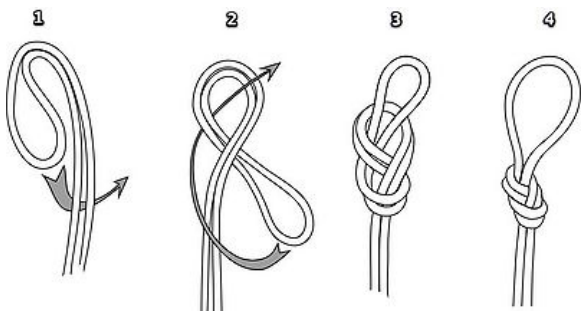
Figure Eight Follow Through

Water Knot (Ring Bend)

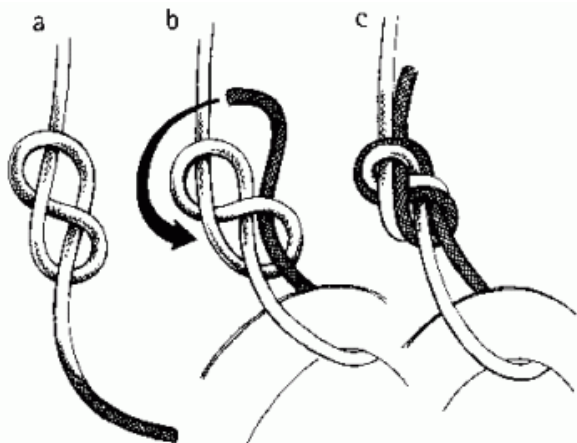
Double Fisherman's

Safety Backup Knot.

### Figure Eight on a Bight

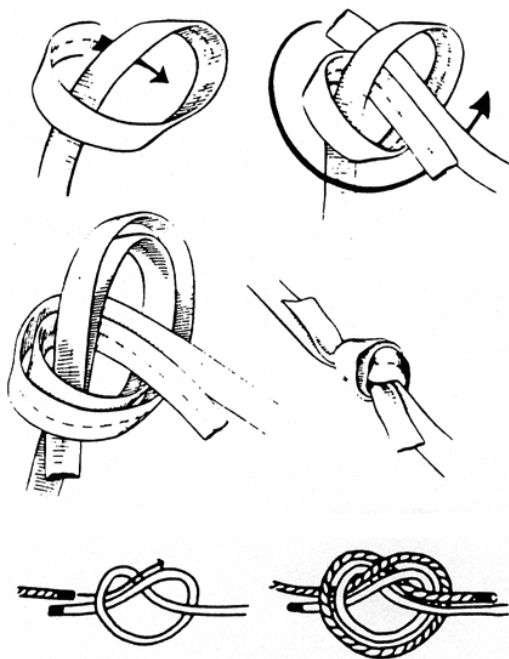


### Figure Eight Follow Through

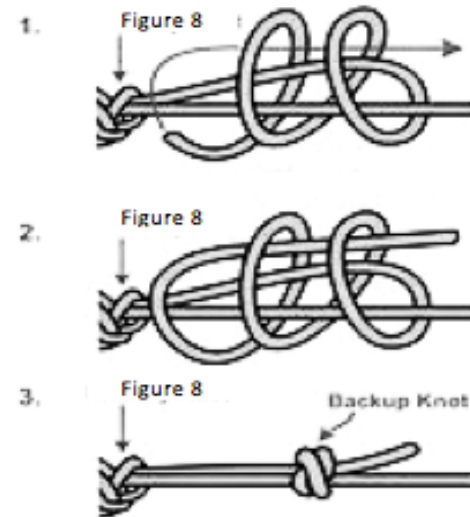


### Water Knot (Ring Bend)

While ultimately the same knot, the Water Knot is tied with webbing, and the Ring Bend is tied with rope/cord.



### Safety Backup Knot



### Double Fisherman's Knot

