

What to bring

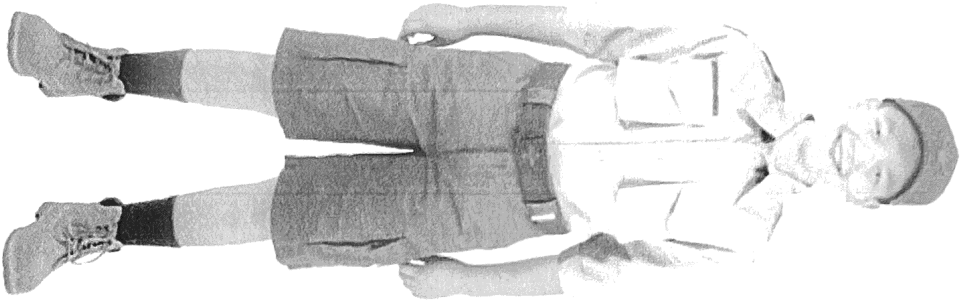
Scout Meetings

Every scout meeting you are expected to bring your Scout Book and to be wearing your Field Uniform (Class A) which includes your Boy Scout Shirt, your Boy Scout Pants or Shorts, Boy Scout Belt, Boy Scout Crew Socks, and your waterproof boots unless otherwise told. If you are told to wear Class B that means that you wear a scout related t-shirt, your Boy Scout Pants/Shorts, your Boy Scout Belt, your Boy Scout Socks, and finally your waterproof boots.

From Memorial Day to Labor Day you are allowed to wear your Activity Uniform (Class B) uniform which includes your Boy Scout Shirt, your Scout Pants/Shorts, your Scout Belt, Scout Crew Socks, and your boots. During the month of August, you are allowed to wear sneakers instead of boots. If you have any questions about your uniform, you can always ask the Scribe.

Scout Trips

Every scout trip you are expected to wear your Field Uniform (Class A), bring your Scout Book, and follow the packing list for the specified trip provided [here](#). Every trip there is a permission slip that needs to be filled out and signed by the scout and parent. Parents cannot accompany scouts on camping trips unless they become a leader (this includes special leader training).




Troop [REDACTED] Resources

Most of the information in this packet can be found on the Troop [REDACTED] website. Check it out.

Troop Website

[https://sites.google.com/view/\[REDACTED\]troop/\[REDACTED\]/](https://sites.google.com/view/[REDACTED]troop/[REDACTED]/)




Troop Messages through Remind

Text [REDACTED]

Message @ [REDACTED]

Facebook

[https://www.facebook.com/\[REDACTED\]BoyScoutTroop/\[REDACTED\]/](https://www.facebook.com/[REDACTED]BoyScoutTroop/[REDACTED]/)



Expectations of the Scout

- Be active in the Troop and Patrol
- Wear the proper uniform at all scouting functions
- Work toward advancement
- Participate in the annual troop fundraising activity
- Treat others with respect
- Follow directions
- Learn scouting skills
- Teach scouting skills
- Have fun

Expectations of the Parent

- Encourage your Scout to be active in the Troop and Patrol
- Encourage your Scout to work toward advancement
- Participate in the annual troop fundraising activity
- Volunteer to help
 - Assistant Scoutmaster
 - Committee Member
 - Fundraising
 - Court of Honor
- The scouting program can only be successful with your help
- Make the scoutmaster aware of any issues/concerns preventing active participation and advancement
- Good communication is important. If you need to reach me for any reason, here is my contact information. **Include your parent or another leader on all texts or emails.**
- [REDACTED]: ([REDACTED])-[REDACTED] Call or text.
Email: [REDACTED]@[REDACTED] and or [REDACTED]@[REDACTED]
- To join the Remind list for notices from the Troop enter [REDACTED] on your smart phone and text the message "@ [REDACTED]". If this does not work, let me know and I will manually add you to the list.
- The Troop also has a website: [https://sites.google.com/view/\[REDACTED\]troop\[REDACTED\]/home](https://sites.google.com/view/[REDACTED]troop[REDACTED]/home).



Listing of Ranks in order: Scout, Tenderfoot, Second Class, First Class, Star, Life, and Eagle.

Scoutmaster Conference :

- Required for all 7 ranks.
- It's simply a visit between the Scoutmaster and a Scout. During the conference, the two can discuss the Scout's ambitions and life purpose, set goals for future achievement (both in Scouting and beyond), review the Scout's participation in the troop and explore his understanding and practice of the ideals of Scouting. The conference also gives the Scoutmaster an opportunity to solicit feedback on the troop program and any challenges the Scout is facing.
- It can be done anytime within the current rank.
- Scout cannot fail the Scoutmaster Conference, it is not a test
- With the Scoutmaster's permission, a Scoutmaster Conference may be done by an assistant Scoutmaster.


Board of Review

- Required for 6 of the ranks (not part of Scout rank)
- Completed after all the requirements of the rank are completed.
- Its purpose is to determine the quality of the Scout's experience and decide whether the requirements for the rank have been fulfilled. If so, the board not only approves the Scout's advancement but also provides encouragement to continue the quest for the next rank.
- Board of review date is the effective advancement date.

Merit Badges

- Pick a Subject
- Notify the Scoutmaster of your interest in earning a Merit Badge. If you cannot find a counselor, he will help you to find one.
- Ask the Scoutmaster for a Blue Card **BEFORE** starting the merit badge.
- Scout Buddy System. Never meet with a counselor alone.
- Make contact with a Merit Badge Counselor.
- Work on the requirements, make sure the Counselor approves prior to working on the requirement.
- Show your knowledge of the requirement to the Counselor.
- Receive signoff of each requirement and for the completion of the Merit Badge.
- Get the Scoutmaster's signature on the blue card after completing the Merit Badge.
- Turn in the blue card.
- Receive the Merit Badge.

Here is what the Blue Card looks like. The scout should **ALWAYS** keep his copy of the card for his own records. It will be given back to him when he receives the merit badge at a COH.

Information for Applicant		Applicants Record		APPLICATION FOR MERIT BADGE													
<p>A merit badge application can be approved only by a registered merit badge counselor.</p> <p>You must have a buddy with you (Scout buddy system) at each meeting with the merit badge counselor.</p> <p>Turn in your approved application to your unit leader. You will be awarded the merit badge achievement certificate at a suitable occasion.</p>		<table border="1"> <tr><td>Compassionate</td><td></td></tr> <tr><td>Dem. of approval</td><td></td></tr> <tr><td>Requirements met and fair</td><td></td></tr> <tr><td>Counselor Initial</td><td></td></tr> <tr><td>Date of approval</td><td></td></tr> <tr><td>Requirements met and fair</td><td></td></tr> </table>		Compassionate		Dem. of approval		Requirements met and fair		Counselor Initial		Date of approval		Requirements met and fair		<p>Name _____</p> <p>Address _____</p> <p>City _____</p> <p>is a registered <input type="checkbox"/> Boy Scout <input type="checkbox"/> Varsity Scout <input type="checkbox"/> Venturer</p> <p>of _____ No. _____</p> <p>Troop _____</p> <p>Council _____</p> <p>and is qualified to begin working for merit badge noted on the reverse side.</p> <p>Date _____ Signature of unit leader _____</p> <p>BOY SCOUTS OF AMERICA</p> <p>34124A 2003 Boy Scouts of America</p>	
Compassionate																	
Dem. of approval																	
Requirements met and fair																	
Counselor Initial																	
Date of approval																	
Requirements met and fair																	
<p>Information for Counselor</p> <p>Merit badge applications must be signed in advance by the applicant's unit leader.</p> <p>The Scout must have his buddy (Scout buddy system) in attendance at all instructional sessions.</p> <p>You may not charge any requirement, but you may share your knowledge or experience that will make the counseling more interesting and valuable.</p> <p>#34124A</p> 																	

The applicant has personally appeared before me and demonstrated to my satisfaction that he has met all requirements for the (please print)		APPLICANT'S RECORD	COUNSELOR'S RECORD
<p>Merit badge _____</p> <p>Name of counselor _____</p> <p>Address of counselor _____</p> <p>City _____ Zip code _____</p> <p>Telephone number of counselor _____</p> <p>Signature of counselor _____ Date _____</p> <p>Checked and received: _____</p> <p>Date _____</p> <p>Certificate and badge presented: _____</p> <p>Applicant will turn in this portion to the unit leader for record posting.</p>		<p>Name _____</p> <p>has given me his completed application for the _____ Merit badge</p> <p>Completed on _____ / _____ / _____ by _____</p> <p>Signature of counselor _____</p> <p>Signature of unit leader _____</p>	<p>Applicant _____</p> <p><input type="checkbox"/> Troop <input type="checkbox"/> Team Unit number _____</p> <p><input type="checkbox"/> Crew</p> <p>Merit badge _____</p> <p>Date completed _____ / _____ / _____</p> <p>Remarks: _____</p> <p>It is suggested that the counselor keep this record for at least 1 year in case any question is raised later in regard to this award.</p>

Courts of Honor

- Formal recognition with families, friends, and the public in attendance.
- All Scouts who have moved up in rank are recognized, except Eagle Scout rank. They will have a separate COH just for their Eagle Ceremony.
- All scouts who have earned merit badges receive them at the COH.
- Review of past scouting events.
- Review of upcoming events.
- Special awards and announcements.
- 4 times a year.
 - February and August (Sunday afternoon)
 - May and November (replaces Monday meeting)

Fundraising

Individual

- Popcorn
- Sub Sale
- Other fund raisers

Each scout has a fundraising account.


Funds raised must be used for trips, summer camp or any other scout-related expenses. Cannot simply be "cashed out".

Troop

- Chicken BBQ (First Saturday in June)

Used for troop expenses, tents, equipment or anything else to support the scouts.

Everyone is expected to help to make this event a success. It is our one big fundraiser for the year.



- Troop [redacted] believes it is wise to teach each new scout about the knife , saw and axe. Because we want our scouts to be safe, we have each new scout go through a Totin Chip training before they are allowed to carry or use any of these three items in the Troop. There are a couple leaders that teach this class and we try to do it on camp outs and sometimes we meet on a Saturday or weeknight to get it done. It normally takes less than 2 hours.
- Read and understand woods tools use and safety rules from the Scouts BSA handbooks.
- Demonstrate proper handling, care, and use of the pocketknife, ax, and saw.
- Use knife, ax, and saw as tools, not playthings.
- Respect all safety rules to protect others.
- Respect property. Cut living and dead trees only with permission and good reason.
- Subscribe to the Outdoor Code.
- The Scout's Totin' Rights can be taken away if they fail in their responsibility