


Life to Eagle Seminar



TO



Presented by the Pennsylvania Dutch Council
Advancement Committee

Updated May 2025

Objectives

- Review Available Resources.
- Review the Requirements for Eagle Scout Rank
- Review the Eagle Scout Project Process
- Discuss the Eagle Scout Board of Review
- Discuss Special Circumstances

Resources

- BSA Guide to Advancement
 - BSA's Official Guide to Advancement Policy and Procedure
 - Available Free Online
 - Chapters on:
 - The Eagle Scout Rank
 - Merit Badges
 - Boards of Review
 - Much, much more



Resources Cont.

- Council Website:
 - www.padutchbsa.org
 - Resource Center → Advancement → Eagle Scout Resources
 - Latest Forms, FAQs, Contact Information
- District Eagle Coordinators
 - Review and Approve Project Proposals
 - Work with Unit Leaders to schedule and help with Eagle Board of Reviews
 - Answer Questions
 - **List and Contact Info on Website Above**

Eagle Rank Requirements

Things to Keep in Mind

- All Requirements (except the Board of Review) must be completed prior to your 18th Birthday.
- You **MUST** use the newest version of the Eagle Scout Service Project Workbook and Eagle Scout Rank Application
 - ***Newest Versions are linked on Council Website***



Requirement #1 – Be Active


Be active in your troop, team, crew, or ship for a period of at least six months after you have achieved the rank of Life Scout.

- Active = registered, in good standing with the unit, and meets the unit's "reasonable" pre-established expectations for level of activity
 - See Guide to Advancement 4.2.3.1
- At least six months after achieving the Life Rank = At minimum six full months after date of Life Board of Review

Requirement #2 - References

As a Life Scout, demonstrate that you live by the principles of the Scout Oath and Scout Law in your everyday life and tell how you have done your duty to God. List the names of individuals who know you personally and would be willing to provide a recommendation on your behalf.

NO BLANK SPACES ON APPLICATIONS

 **EAGLE SCOUT RANK APPLICATION**

TO THE EAGLE SCOUT RANK APPLICANT: This application is to be submitted after you have completed all requirements for the Eagle Scout rank. Print in ink or type all information. List the month, day, and year for all dates. When you have completed this application, sign it and submit it to your unit leader.

FULL NAME _____

Street address or P.O. box _____ Date joined Scouts BSA _____

City _____ State _____ ZIP code _____ Date joined a Venturing crew _____

Telephone (including area code) _____ Email _____ Date of First Class Scout board of review _____

Troop, crew, ship, or Lone Scout Unit No. _____ Were you a Cub Scout? ☐ Yes ☐ No

Unit City _____ State _____ ZIP code _____ Were you a Webelos Scout? ☐ Yes ☐ No

Did you earn the Arrow of Light Award? ☐ Yes ☐ No

Had you completed fifth grade upon joining? ☐ Yes ☐ No

AGE REQUIREMENT ELIGIBILITY: Merit badges, badges of rank, and Eagle Palms may only be earned by registered Scouts, and qualified Venturers and Sea Scouts. They may earn these awards until their 18th birthday. Any Venturer or Sea Scout who achieved the First Class rank in a Scout troop or as a Lone Scout may continue working for the Star, Life, and Eagle Scout ranks and Eagle Palms while registered as a Venturer or Sea Scout up to their 18th birthday. Scouts, Venturers, and Sea Scouts who have completed all requirements prior to their 18th birthday may be reviewed within 24 months after that date with no explanation. Refer to the Guide to Advancement, No. 33088, section 8.0.3.1, for boards of review beyond that period.

A Scout, Venturer, or Sea Scout approved to be registered beyond the age of eligibility may work toward Scouts BSA rank advancement after their 18th birthday. See the Guide to Advancement, section 10.0.0.0, for details.

DATE OF BIRTH _____

DATE OF LIFE SCOUT BOARD OF REVIEW _____

REQUIREMENT 1: Be active in your troop, crew, or ship for at least six months as a Life Scout.

REQUIREMENT 2: As a Life Scout, demonstrate that you live by the principles of the Scout Oath and Scout Law in your everyday life and tell how you have done your duty to God. List the names of individuals who know you personally and would be willing to provide a recommendation on your behalf.

Name	Address (including City, State, Zip)	Telephone	Email
#1			
#2			
#3			
#4			

REQUIREMENT 3: Earn a total of 21 merit badges (required badges are listed). List the month, day, and year the merit badge was earned and the unit number it was earned in.

MERIT BADGE	DATE EARNED	UNIT NO.	MERIT BADGE	DATE EARNED	UNIT NO.	MERIT BADGE	DATE EARNED	UNIT NO.
1 CAMPING			8 EMERGENCY PREPAREDNESS OR LIFESAVING					
2 CITIZENSHIP IN THE COMMUNITY			9 ENVIRONMENTAL SCIENCE OR SUSTAINABILITY					
3 CITIZENSHIP IN THE NATION			10 FIRST AID					
4 CITIZENSHIP IN SOCIETY			11 SWIMMING OR HIKING OR CYCLING					
5 CITIZENSHIP IN THE WORLD			12 PERSONAL MANAGEMENT					
6 COMMUNICATION			13 PERSONAL FITNESS					
7 COOKING			14 FAMILY LIFE					

*Cross out badges not earned. If a crossed-out badge in #8, #9, or #11 was earned, it may be reentered in 15 through 21.
You must attach the Application for Alternative Eagle Scout Rank Merit Badges for those merit badges earned in place of the Eagle required badge(s).

Scouting  America

Scouting  America

Requirement #3 – Merit Badges

Earn a total of 21 merit badges (required badges are listed). List the month, day, and year the merit badge was earned and the unit number it was earned in.

1) Camping	8) Emergency Preparedness OR Lifesaving*
2) Citizenship in the Community	9) Environmental Science OR Sustainability*
3) Citizenship in the Nation	10) First Aid
4) Citizenship in Society	11) Swimming OR Hiking OR Cycling*
5) Citizenship in the World	12) Personal Management
6) Communication	13) Personal Fitness
7) Cooking	14) Family Life

* Cross out badges not earned. If a crossed-out badge in #8, #9, or #11 was earned, it may be reentered in 15 through 21. You must attach the Application for Alternative Eagle Scout Rank Merit Badges for those merit badges earned in place of the Eagle required badge(s).

Requirement #3 – Cont.

Keep In Mind

Some Merit Badges have time-based requirements (3 months, etc.)

DON'T WAIT



Requirement #4 – Leadership Positions

While a Life Scout, serve actively in your unit for a period of six months in one or more of the following positions of responsibility. List only those positions served after Life board of review date.

Keep in Mind

- While a Life Scout = After your Life Rank Board of Review
- Six Months = Six full months or more
 - Tenure in multiple positions can be used to add up to six full months



Requirement #4 – Cont.

Approved Leadership Positions		
Patrol Leader	Librarian	Troop or Crew Guide
Asst. Senior Patrol Leader	Historian	OA Troop Representative
Senior Patrol Leader	Quartermaster	Den Chief
Venture President	Jr. Asst. Scoutmaster	Scribe
Venture Vice President	Chaplain Aide	Boatswain
Secretary	Instructor	Boatswain's Mate
Treasurer	Specialist or Webmaster	Yeoman
Storekeeper	Outdoor Ethics Guide	Purser

- Assistant patrol leader and bugler are not approved positions of responsibility for Eagle.
- A Unit Leader assigned leadership project cannot be substituted.
- Lone Scout: Leadership responsibility in your school, religious organization, or club, or elsewhere in your community.

Requirement #5 – The Eagle Project

While a Life Scout, plan, develop, and give leadership to others in a service project helpful to any religious institution, any school, or your community. *(The project must benefit an organization other than Scouting America.)*

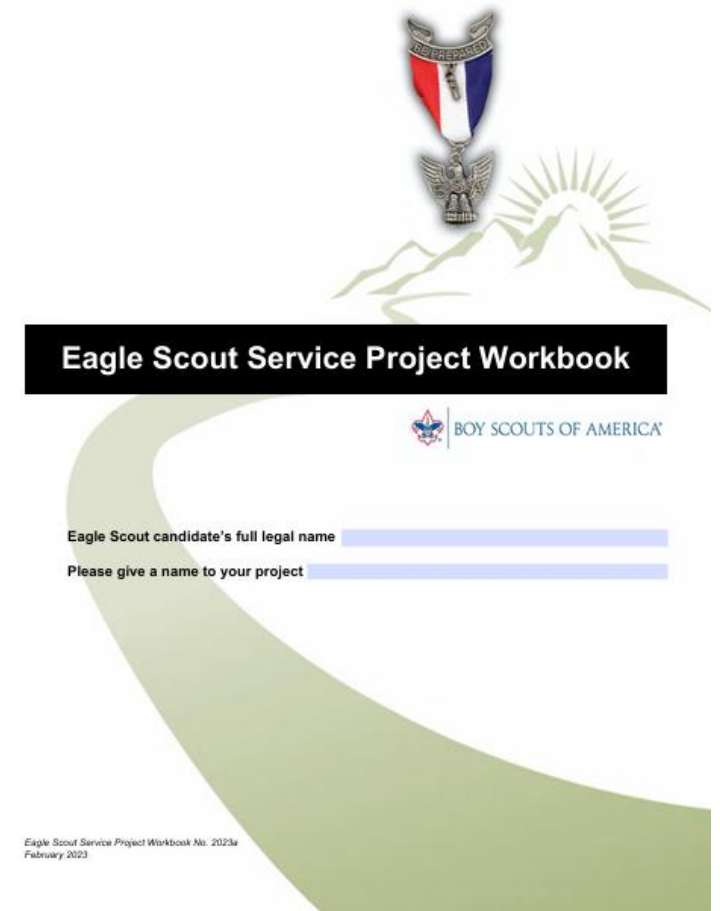
A project proposal must be approved by the organization benefiting from the effort, your unit leader and unit committee, and the council or district before you start.

You must use the Eagle Scout Service Project Workbook, No. 512-927, in meeting this requirement. *(To learn more about the Eagle Scout service project, see the Guide To Advancement, topics 9.0.2.0 through 9.0.2.16.)*

Requirement #5 – Cont.

The Eagle Scout Service Project Workbook

- Use the Newest One!
- Read it!
- Follow the Directions!



Requirement #5 – Cont.

The Eagle Scout Service Project Process

- **Develop an Idea That Interests YOU!**
 - Projects must be for any religious organization, school, or your community. Not the BSA.
 - Project must provide opportunity for planning, development, and leadership.
 - Restrictions
 - No required minimum number of hours
 - Routine labor is not appropriate
 - Should not be of a commercial nature
 - May not be a fundraiser
 - No more than one Eagle Candidate can work on the same project.

Requirement #5 – Cont.

- **Before Moving Forward With Your Idea**
 - Run it by your Unit Leader
 - Run it by your District Eagle Coordinator
 - Run it by the Benefiting Organization
- **If everyone is good with your idea:**
 - Prepare your Project Proposal
 - Project Proposal = Project Overview
 - Must demonstrate that the project can meet the following tests:
 - ***It provides sufficient opportunity to meet the Eagle Scout Service project requirements.***
 - ***It appears to be feasible***
 - ***Safety issues will be addressed***
 - ***Action steps for further detailed planning are included***
 - ***You are on the right track with a reasonable chance for a positive experience***

Requirement #5 – Cont.

The Project Proposal Cont.

- The proposal must be approved by obtaining the signatures of:
 - Unit Leader
 - Unit Committee
 - Project Beneficiary
 - District Eagle Coordinator

Before beginning any further planning or work on the project.

- **Once the Proposal is Approved develop your Project Plan**
 - No approval necessary



Requirement #5 – Cont.

Fundraising

- Not required for a project
- If you are going to fundraise...
 - *The fundraiser must be approved by your unit leader, the project beneficiary, and the District Eagle Coordinator*
 - *Funds raised must be raised on behalf of the project beneficiary*
 - *Any left-over funds must be given to the project beneficiary.*



Requirement #5 – Cont.

Once Planned, Carry Out Your Project.



Requirement #5 – Cont.



Once Finished, Complete Your Project Report

- Final Project approvals given by Unit Leader and Benefiting Organization.
 - *In my opinion, this Eagle Scout service project meets Eagle Scout requirement 5, as stated...*
- Once the Benefiting Organization Signs Off, the Project is Complete!

Requirement #6 – Unit Leader (Scoutmaster) Conference

While a Life Scout, participate in a unit leader conference.

- Not a Test. Not Pass/Fail
- While it makes sense to hold one after other requirements for a rank are met, it is not required that it be the last step before the board of review.
- Must be completed prior to 18th Birthday
- Unit Leader (Scoutmaster) cannot deny Conference.
Guide To Advancement 4.2.3.5



Certification by Applicant

On my honor as a Scout, Venturer, or Sea Scout all statements on this application are true and correct. All requirements, with the exception of my board of review, were completed prior to my 18th birthday.*

In preparation for your board of review, prepare and attach to your Eagle Scout Rank Application.

A statement of your ambitions and life purpose.

A listing of positions held in your religious institution, school, camp, community, or other organizations, during which you demonstrated leadership skills.

Include honors and awards received during this service.

* Or the date established by an extension of time granted by the National Council (see the Guide to Advancement, section 9.0.4.0.). The completion date does not apply to Scouts registered beyond the age of eligibility as provided for in the Guide to Advancement, section 10.0.0.0.

Requirement #7 – Board of Review

Successfully complete your board of review for the Eagle Scout rank.

Requirement #7 – Cont.

Eagle Scout Rank Application

- Board of Review cannot happen until after the Council has verified the Eagle Rank Application
 - Robin Kotzmoyer, Council Eagle Administrative Asst.
robin.kotzmoyer@scouting.org, 717-394-4063 or
 - Nicole Welch, Committee Staff Adviser Nicole.Welch@scouting.org, 717-553-4202
 - Must use newest version of the application or it will be turned away. Please use fillable pdf to TYPE application.
 - Application MUST be complete up to “BSA Local Council Verification” before it can be verified.
 - **Helpful Hint** – Before filling out application, request a “Person Profile” from your **Unit Advancement Coordinator** to check that all official dates are correct on file. **Too often Council and Unit records differ slowing the process. Get dates corrected if needed.**

Requirement #7 – Cont.

Board of Review Specifics

- Only Requirement that does not have to be completed before 18th Birthday
 - 0 to 24 months after 18th Birthday = No Problems
 - More than 24 months after 18th Birthday = Complete and submit Belated Rank Application (11.3.0.0)
- A board of review must not occur until after the local council has verified the application.

Requirement #7 – Cont.

- Board of Review cannot be denied once other requirements are met
 - Board of Review Under Dispute = Guide to Advancement, topic 8.0.3.2.
- Board of Review Makeup
 - 3 to 6 people at least 21 years old
 - *At least One District/Council Representative*
 - *Others may include Community Members, Civic Leaders, Unit Committee Members, Eagle Scouts*



Requirement #7 – Cont.

- **What to Expect During the Board of Review**
 - Not a Test or Examination
 - Wearing the full Scout Uniform is preferred or the Scout is neat in appearance
 - Guide to Advancement 8.0.0.4
 - Discussion Topics May Include:
 - Your Eagle Project
 - Your Scout Experiences
 - Your Life Goals and Plans
 - How you do your Duty to God
 - What you think about current Community, National, and World Events.
 - Many, many more possible topics

Requirement #7 – Cont.

- **Board of Review decision must be unanimous**
 - If Approved
 - Congratulations!
 - Turn the final, signed Eagle Scout Rank Application back into the Council Service Center
 - The Council Service Center will notify your unit leader once the National Council has approved the application and your certificate is ready to pick up
 - Celebrate! You Deserve It!
 - If Denied there is an appeals process:
 - District → Council → National
 - ***National Decisions are Final!***
 - Guide to Advancement 8.0.4.0

Special Circumstances

Time Extensions (9.0.4.0)

- Rarely Granted
- Must be due to circumstances out of the Scout's Control
- Must File "Request for Extension of Time" Form 11.2.0.0
- Request researched and reviewed by Council Advancement Committee who recommends or denies the request then forwards to Scout Executive.
- Denials can be appealed to the National Council.
- National decisions are Final.

Special Circumstances Cont.

Alternate Eagle Scout Rank Merit Badges

- Only available for Scouts with permanent mental or physical disabilities.
- Must use “Application For Alternative Eagle Scout Rank Merit Badges” Form
- Reviewed and approved by Council Advancement Committee
- Alternative badges must be agreed upon and approved **BEFORE** beginning work on them.
- Alternate badges must be completed by age 18 unless the Scout has been approved for registration beyond the age of eligibility.

Eagle Coordinators For Pennsylvania Dutch Council



Eagle Coordinator
Columbia, Donegal,
Elizabethtown, Lancaster,
Manheim Central
John Hostetter


By school districts in
Lancaster County



Eagle Coordinator
Eastern Lancaster,
Lampeter-Strausberg,
Penn Manor, Solanco
Teresa Kurau



Eagle Coordinator
Conestoga Valley
Ed Van Arsdale III



Eagle Coordinator
Hempfield, Lancaster,
Manheim Township
Gregg Martell

By school districts in Lancaster County



Eagle Coordinator
Cocalico, Ephrata
Mary Saylor



Eagle Coordinator
Warwick
Jeffrey (Jeff) Rinehimer

Serving Lebanon County



Neal Galbraith

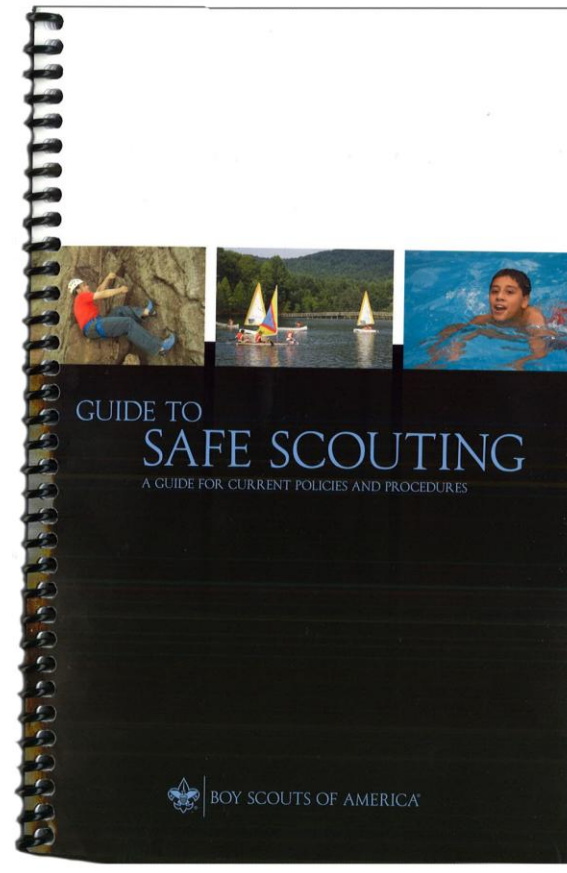
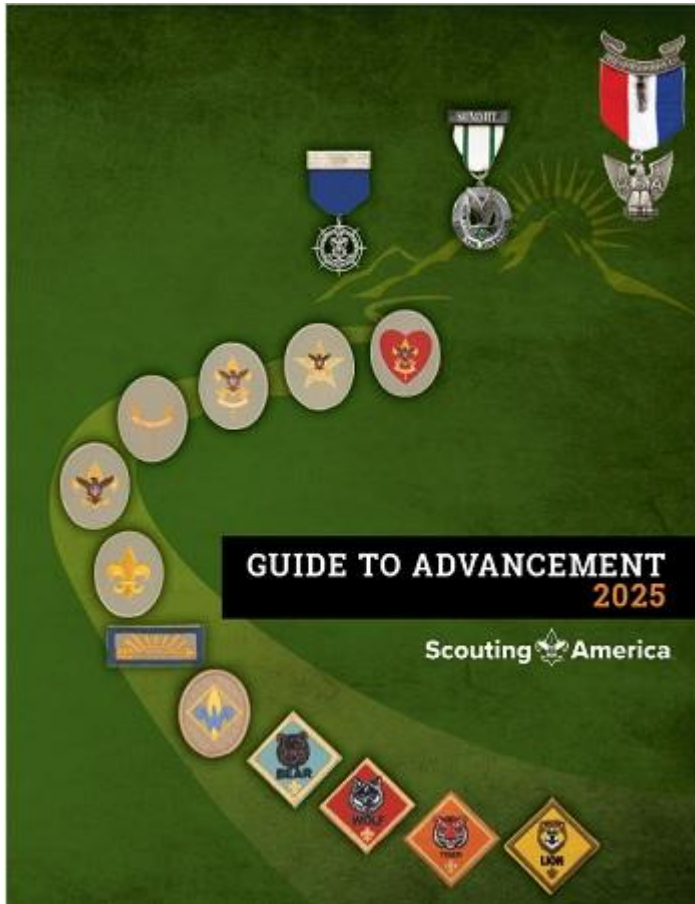


Louis Mills



Logan Startoni

References



The cover of the 'Eagle Scout Service Project Workbook' by Boy Scouts of America. It features a green background with a stylized mountain and sun graphic. The title 'Eagle Scout Service Project Workbook' is in a black box. Below it is the Boy Scouts of America logo. There are two lines for text: 'Eagle Scout candidate's full legal name' and 'Please give a name to your project'. At the bottom left, it says 'Eagle Scout Service Project Workbook No. 2023a February 2023'.

Eagle Scout candidate's full legal name

Please give a name to your project

Eagle Scout Service Project Workbook No. 2023a
February 2023

Please note that:

*Poor Planning on Your Part,
Does Not Constitute an
Emergency on Mine.*

Questions?

