



SAFETY CULTURE

Who Owns Safety in the SCOUTING AMERICA?





BUT WE HAVEN'T KILLED ANYBODY YET?



**WHY IS
SAFETY
IMPORTANT**

**OWE IT TO OUR
YOUTH**

**WHY IS
SAFETY
IMPORTANT**

**OWE IT TO OUR
YOUTH**

**IMPORTANT TO
PARENTS**

WHY IS SAFETY IMPORTANT

OWE IT TO OUR YOUTH

IMPORTANT TO PARENTS

SAFETY CULTURE IS
NATIONAL GOAL

First – Become the National Leader in Youth Safety

- **Fully, and without defensiveness, take responsibility** for historical abuse cases and **commit** to being the national leader in youth safety.
- **Build a State-of-the-Art safety culture**, anchored in principles of transparency, reporting, and giving full “sunlight” to all issues and potential issues.
 - Name one executive (reporting to CEO) with overall responsibility for youth safety.
 - Create a board level Youth Safety Committee and Board level accountability for all youth safety issues.
- **Establish a reputation** amongst parents and constituents as the national leader in youth safety and create strong partnerships with other nonprofits to share better practices.
- **Create a robust reporting** (and remediation/correction) system which highlights significant individual events, trends, and actions taken.



BSA[®]
PREPARED. FOR LIFE

America's Youth Leadership Program

BOLD INCLUSIVE TRUSTWORTHY SERVICE-ORIENTED

Culture of Safety



Relevant Program



**Exceptional
Experiences**



Financial Sustainability



Revitalized BSA Brand

PA DUTCH COUNCIL INITIATIVES

- **ROBUST SAFETY COMMITTEE**
- **ADDING SAFETY TRAINING TO
ADULT LEADER TRAINING**
- **UNIT SCOUTING SAFELY GUIDE
(YOUTH)**



WHY IS SAFETY IMPORTANT

OWE IT TO OUR YOUTH

IMPORTANT TO PARENTS

SAFETY CULTURE IS NATIONAL
GOAL

SAFETY REPUTATION

BSA's image is fractured.

Only 56% of US voters have a positive impression of BSA.

Less than half trust that BSA will keep kids safe.

(January 2022 – Internal Research)



WHY IS SAFETY IMPORTANT

OWE IT TO OUR YOUTH

IMPORTANT TO PARENTS

SAFETY CULTURE IS NATIONAL GOAL

SAFETY REPUTATION

RISK MANAGEMENT

BSA's GLIP Insurance Claims History

Insurance Claims

- Average \$15M paid per year, over 20 years
 - excludes 2020-2021 as "green" (undeveloped) claims years
 - More recent years have higher annual average claims paid
- Highest claims payments year ~\$50M

Forecast for 2022-2023 insurance year is based on this historical claims performance, adjusted for current membership



INCIDENTS



An incident has occurred:

1. Take care of the injured/find a safe place.
2. Preserve and document the evidence/take photos if appropriate.
3. Complete an incident report and notify your local council.

SAFETY INCIDENTS

- *CHILD ABUSE*
 - *MOST YOUTH ON YOUTH*
 - *MOST DO NOT OCCUR AT ACTUAL SCOUTING EVENTS*
- *NON ABUSE INCIDENTS*
 - *CAMPING EVENTS AND UNIT MEETINGS*
 - *PRIMARILY SLIPS/TRIPS/FALLS*
 - *FATALITIES: MAINLY ADULTS (CARDIAC)*

HOW CAN WE HELP



SAFETY CULTURE AT ALL LEVELS



WHAT IS SAFETY CULTURE



**SAFETY CULTURE IS FOUNDED ON
ATTITUDES AND VALUES AND ARE
DEMONSTRATED THROUGH BEHAVIOR**



**SAFETY CULTURE IS WHAT PEOPLE DO
WHEN NO ONE IS LOOKING**

HOW CAN WE HELP



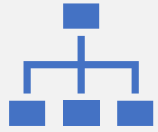
SAFETY CULTURE AT ALL LEVELS



RISK MANAGEMENT PRACTICES



SAFE



SUPERVISION



ASSESSMENT



**FITNESS &
SKILL**



**EQUIPMENT &
ENVIRONMENT**



HOW CAN WE HELP



SAFETY CULTURE AT ALL LEVELS



RISK MANAGEMENT PRACTICES



INCIDENT REPORTING



REPORTING



YOUTH PROTECTION
MEMBERSHIP INFRACTIONS

SERIOUS INCIDENTS

NEAR MISSES

Incident Reporting – Membership Infractions


Reporting Requirements

Within 24 hours

- Child Abuse Allegations

Within 72 hours

- Serious Youth Protection Violations & Membership Standards Infractions such as:
 - Violations to Barriers of Abuse
 - Arrest for Crimes other than abuse



Incident Reporting – Membership Infractions

Management of Incident

- Parental, law enforcement, unit leadership, and PR notifications as appropriate
- Possible next steps such as unit parents' meetings, limiting participation of involved parties, offering counseling, etc.
- Registration action – cease participation and/or revocation
- Documentation to support action taken and disposition of the report

Incident Reporting – Non-Abuse

Reporting Requirements

Within 24 hours

- Serious Incidents & Fatalities

Within 72 hours

- Less Serious Incidents & Near Misses

Management of Incident/Injured Party

HOW CAN WE HELP



SAFETY CULTURE AT ALL LEVELS



RISK MANAGEMENT PRACTICES



INCIDENT REPORTING



TRAINING



[Home](#) > [Scouting Safely](#) > Safety Moments

SCOUTING SAFELY

[Guide to Safe Scouting](#)[SAFE Checklist](#)[Safety Moments](#)[Annual Health and
Medical Record](#)

Safety Moments

Using a Safety
Moment in Scouting
Activities



**Behavior Around
Campfires**



Bunk Beds



Campfire Safety



**Campout Safety
Checklist**

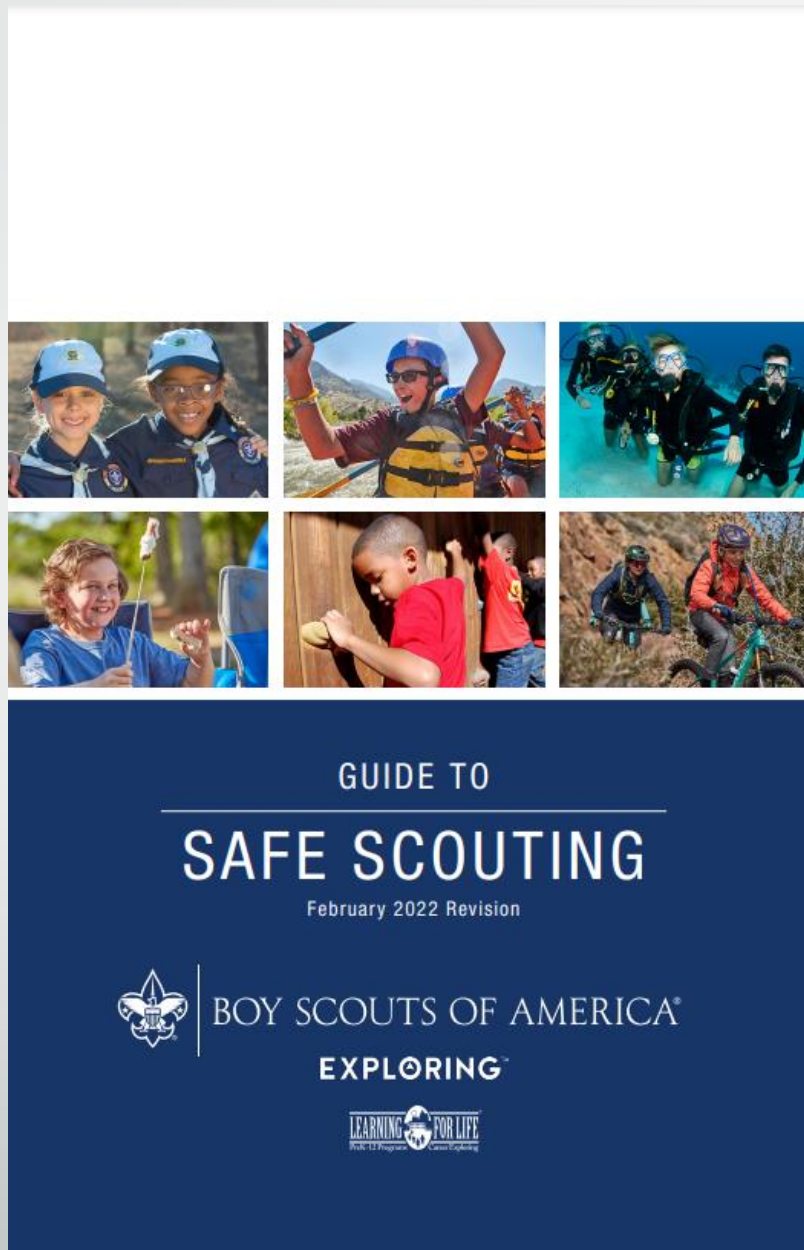


**Carbon Monoxide
Poisoning—at Home
or Camp**



**Certificates of
Insurance**







SCOUTLY

AN AI BASED SCOUT CHAT

<https://scoutly.scouting.org/>



USER: On a Troop Camping Trip, a large branch fell on an unoccupied tent. Is this a reportable safety incident?

USER: On a Troop Camping Trip, a large branch fell on an unoccupied tent. Is this a reportable safety incident?

SCOUTLY: Yes, this is a reportable safety incident. Even though no one was injured, it's considered a significant near-miss that should be documented. You should: 1. Take photographs of the fallen branch and damaged tent 2. Document the exact location and circumstances 3. Report the incident to your local Scouting Council 4. Use the online incident reporting form at www.scouting.org/health-safety/incident-report. The purpose is to identify potential hazards and prevent future incident that could potentially cause injury.



SCOUTLY IS ONLY AS GOOD AS THE INQUIRY YOU MAKE.

- **IT ONLY PULLS INFORMATION FROM OFFICIAL SCOUTING RESOURCES.**
- **IT CAN ERROR. IF NOT SURE, FOLLOW UP WITH DISTRICT OR COUNCIL STAFF.**

HOW CAN WE HELP



SAFETY CULTURE AT ALL LEVELS



RISK MANAGEMENT PRACTICES



INCIDENT REPORTING



TRAINING



REVIEW AND LESSONS LEARNED

A Culture of Safety:

An awareness that what we are doing is hazardous

We ALL have to talk about safety – Brief and Debrief

We ALL own safety

Incidents are NOT a cost of doing business

Report mistakes – Don't hide them

Reporting for the awareness of ALL

There are no "Accidents" – only "Mishaps"

Commitment

